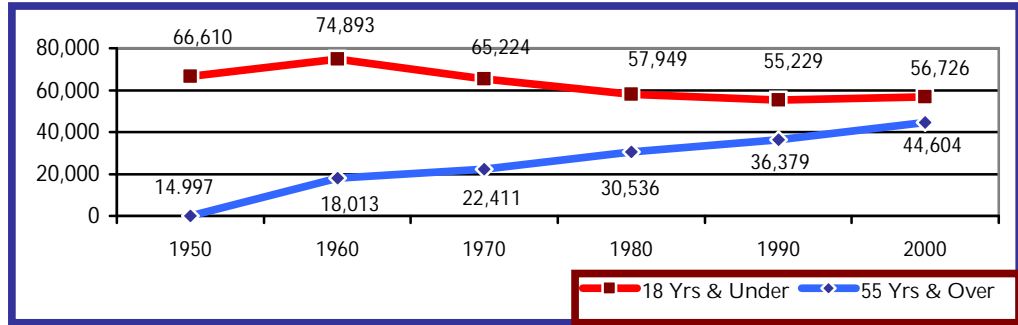


SANTEE-LYNCHES EMPLOYMENT SERIES

THE REGION'S POPULATION IS AGING

HOW ARE WE DOING?

The Santee-Lynches WIA's population shift toward a more senior population has a growing impact on the area's workforce. The region's fifty-five years and older population is 21.2% of the population, which is about the same as the state and national average percentage. However, while the older population is increasing, the number of youth under 18 years is decreasing region-wide.



Source; U.S. Census Bureau – 1950 - 2000 Census

A linear projection of the above trend lines shows that there will be more residents over 55 than under 18 in the region within 10 years. The challenge facing the region is that as older workers retire, there may not be sufficient young workers to replace them. This is especially true when portions of the youth go to college and often resettle in larger metropolitan areas.

There is also a racial dimension to the potential lack of sufficient young workers to replace the aging workforce. While the Black population accounts for 44.2% of the region's total population, they account for 55% of the region's youth 18 years and under. This is further evident by the Census 2000 median age data for each of our counties

County Median Age by Race – Census 2000				
Population	Clarendon Co.	Kershaw Co.	Lee County	Sumter Co.
Black	31.7 Years	35.0 Years	31.5 Years	30.7 Years
White	43.3 Years	38.5 Years	42.3 Years	36.2 Years
Combined Total	37.0 Years	37.4 Years	35.7 Years	35.2 Years

U.S. Census Bureau

The African American portion of the area's population is significantly younger than the White population. Therefore, African Americans will make up a disproportionately larger share of the future labor force available to fill the jobs vacated by retiring workers. This will require a much greater commitment on the part of the minority youth, local educators and business leaders to insure that these young people are fully prepared to meet this situation. Without a capable and trainable labor force, the Santee-Lynches WIA will be at a great disadvantage in meeting the needs of existing industry and recruiting new higher tech business into the area. The capability of the future workforce will be a major ingredient in the successful economic development of this four county area.

WHY IS THIS IMPORTANT?

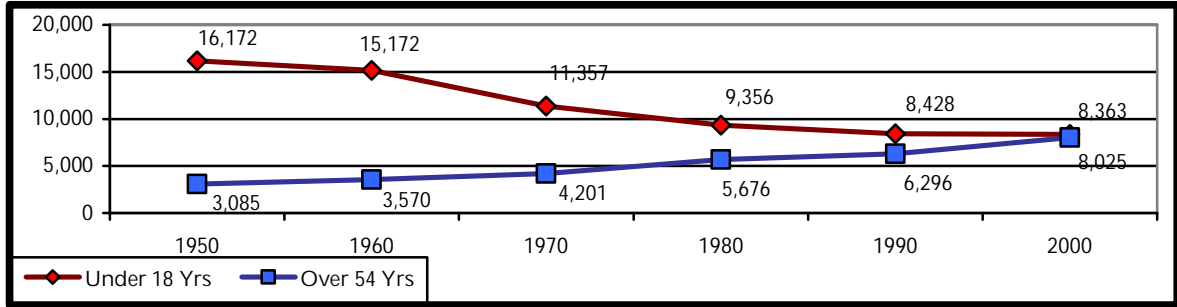
* Retirements will continue to grow. Are there enough young candidates to replace these departing workers?

- The decreasing young workforce may make entry-level jobs the hardest to fill.
- Making effective use of older workers represents a opportunity for the region.

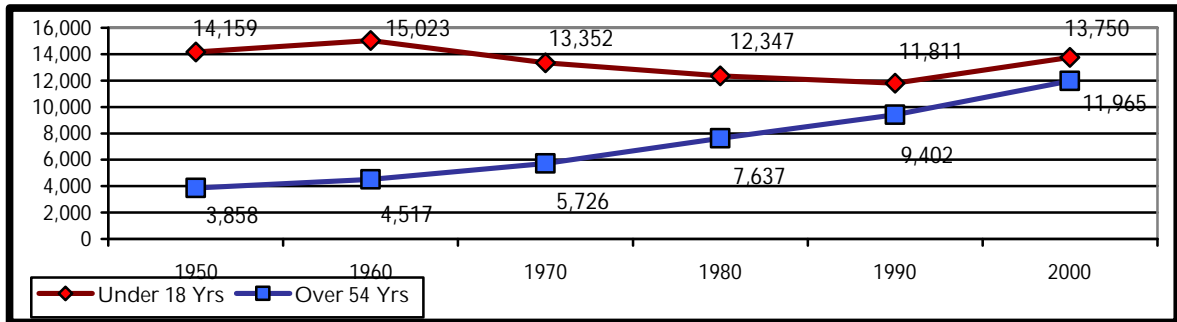
SANTEE-LYNCHES EMPLOYMENT SERIES

Santee-Lynches Age Trends by County Under Age 18/Age 55 and Over (1950-2000)

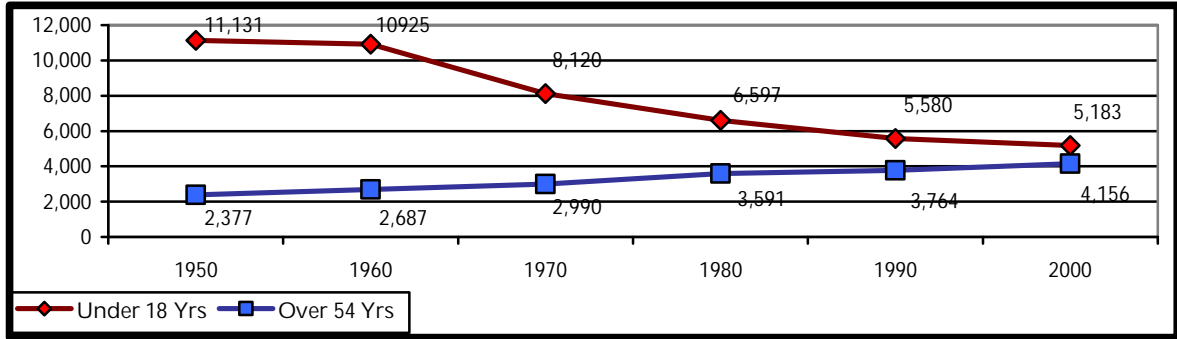
Clarendon County



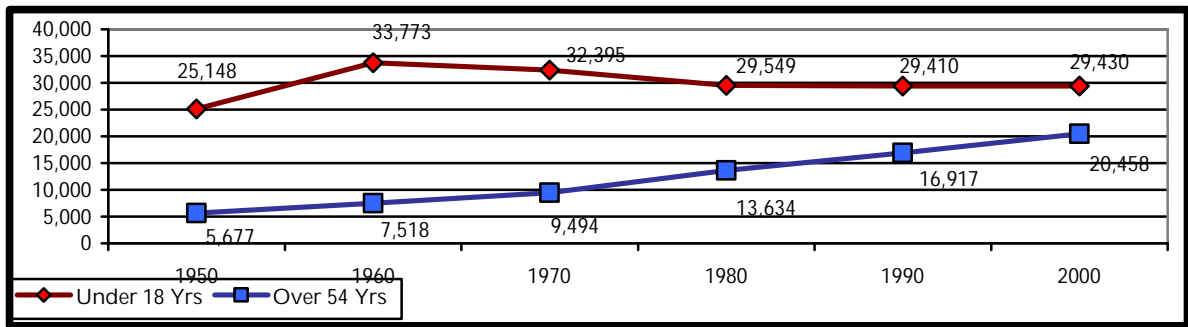
Kershaw County



Lee County



Sumter County*



*Note: The Shaw AFB population (large number of young families & few people over 54 years old) skews the Sumter graphic. Without Shaw, Sumter would look similar to Clarendon & Lee.